



# Show & Tell March 2022

Welcome Home  
David Taylor  
Road 2 California

*Carol Boyce*






Carol Boyce



# Carol Boyce

One Block  
Wonder by  
Maxine  
Rosenthal;  
quilted by Ranell  
Hansen





Carol Boyce

# ONE-BLOCK WONDERS

ONE FABRIC, ONE SHAPE, ONE-OF-A-KIND QUILTS



MAXINE ROSENTHAL

*Carol  
Boyce*





*Carol Boyce*



Carol Boyce





Carol Boyce



# Patti Hunter





# Patti Hunter




# Kristin Otte

“Aurora Borealis: Northern Lights” made for my grandson, Loki’s first birthday, to honor his name and our family’s Minnesota heritage.

Forest at the bottom,  
Northern Lights in the middle  
and a Van Gogh “Starry  
Night” sky at the top.

I used the Bargello technique  
for the lights.





*Kristin Otte*




# Kristin Otte

I quilted forest animals into the trees which are hidden on the front side of the quilt and easily identified on the back.





*Kristin Otte*





*Kristin Otte*





*Kristin Otte*



*Kristin Otte*





*Eileen  
Lewandowski*

Two twin size rag quilts  
made from men's shirts.



*Eileen  
Lewandowski*





Jennifer  
Frangos



Jennifer  
Frangos





*Sue Orfila*



# Barb Postma

These lovely placemats were pieced and quilted by Barb Postma for Meals on Wheels.





# Barb Postma

She used several different patterns using fabric from her personal stash.



*Diane Moore*

Veteran's quilt.





# Mary Wenzel

Ana Buzzalino 3 hour zoom course: From Sketch To Stitch using InkTense pencils.

Good handouts, clear instruction, minimal prep, minimal supplies required.

Available directly from Ana or via on-line shows like Mancuso, etc.

My class work is not a reflection on Ana!



# Carl Hentsch Workshop





Karen  
Pickford



*Karen  
Pickford*





*Karen  
Pickford*





*Karen  
Pickford*





*Patty Latourell*



*Elaine Rottman*





# Bee Saunders

These are the two 'flimsies' I've made during the Carl Hentsch workshop.

The first was mostly done during the Saturday class, and the second I made over the following few days, just using a charm pack plus some neutrals and a few bigger pieces of coordinating batiks.



# Bee Saunders

I have no idea what, if anything, I'll do with them going forward, and I definitely disagreed with some of Carl's FPP techniques, but it was nevertheless a fun class!





Susan  
Bullington  
Katz

